

SWE 60UF

MINI-SIZED EXCAVATOR



Engine Power: 36.2 kw
Machine Weight: 5,630 kg
Bucket Capacity: 0.18~0.26 m³

SUNWARD INTELLIGENT EQUIPMENT CO.,LTD.

Add: Sunward Intelligent Industrial Park, Xingsha, Changsha, 410100, China.

Tel: (0086-731) 83572 828 E-mail: international@sunward.com.cn

Web: www.sunward.com.cn

SUNWARD EUROPE HEAVY INDUSTRY N.V

Add:Nijvenheidsark 3,3580

Beringen,Belgium

Tel:(0032-011)434666


E_mail:eu@sunward.cc

Please read the manual book and maintenance book before operation, changes are periodically added to the information, and Sunward may change the products or services described in this book at any time without announcement. All rights of this manual book reserve to Sunward. SUNWARD Internal Use Only



Compact and Flexible

The zero-tail swing frame is easy and comfortable in the wall-side construction and perfectly performs corner construction with the deflection of the working device.



Well-equipped auxiliary pipeline

The standard auxiliary pipeline and hydraulic quick hitch pipeline can meet the needs of various attachments.





Comfortable cabin

Spacious space and view of enlarged front windscreen and sunroof are provided to ensure a comfortable driving experience.

Safe driving space

A frame supported cab with Fops/Tops safety certificate and a top protective frame (standard configuration) are provided to effectively protect the safety of drivers.



Pilot proportional joystick control

Standard right electro-hydraulic proportional handle (right) and thumb dial design make auxiliary equipment under control easier.

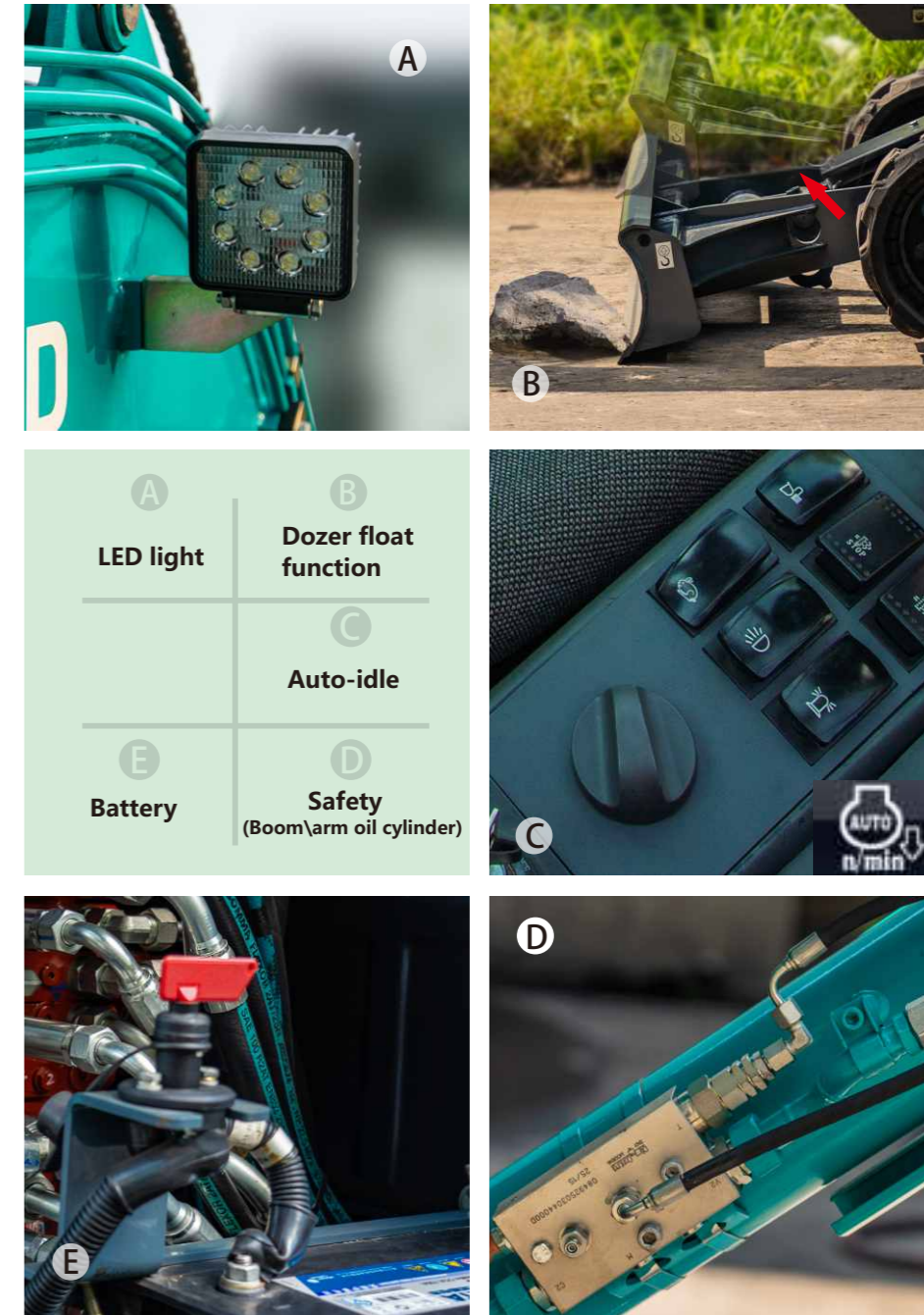


Enjoy noiseless man-machine atmosphere

The clearance is treated with hidden sealing tape, which can effectively reduce noise and dust and allow the driver enjoy comfortable man-machine control




Excellent flat ground micro-control performance



A	B
LED light	Dozer float function
	C
	Auto-idle
E	D
Battery	Safety (Boom\arm oil cylinder)

Powerful Engine

The use of large-displacement turbocharged engines meeting Euro III and Euro V emission standards has the advantages of unilateral maintenance, strong power, being economic and green. The optimized low speed gears matching results in higher efficiency and lower fuel consumption when the engine is operating at low speed.



Advanced monitor

The 7-inch LCD capacitive touch display screen with high brightness displays various operation information, supports work calendar inquiry. With WiFi function, it is easy to operate and know the machine status.






Accessible Maintenance and Services



Easy service

Open covering parts, engine, main valve and other major components are easy to access, allowing easier service.



- A** Air filter
- B** Pilot filter
- C** Engine oil filter
- D** Engine oil tank cap
- E** Oil-water separator
- F** Auxiliary tank
- G** Fuel filter
- H** Hydraulic tank cap
- I** Air spring locking mechanism
- J** Fuel tank cap

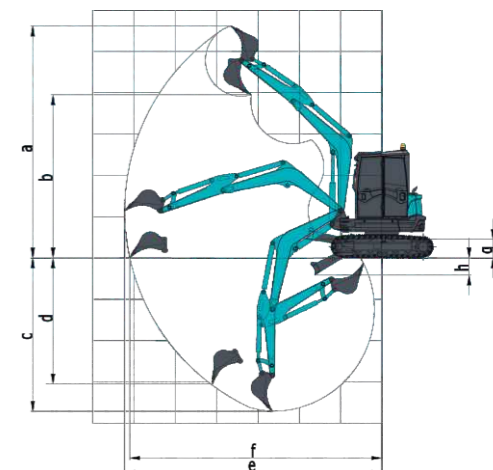
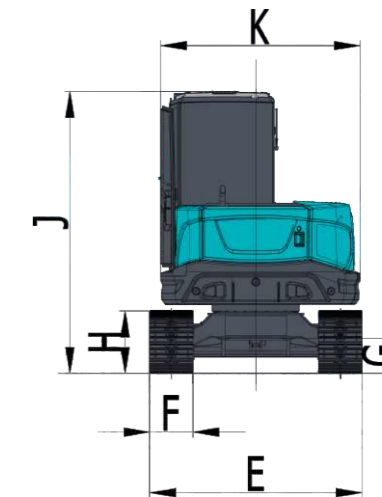
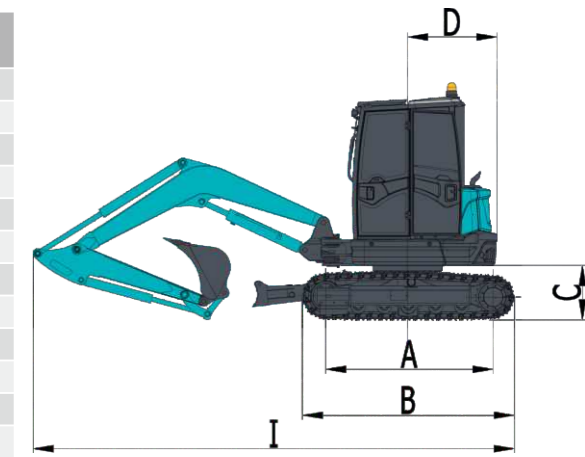
Equipment

The standard and optional equipment varies from country to country. For more information, please contact with us.

Engine		Cab	
Engine oil filter	●	AM/FM radio	●
Fuel filter	●	Cup holder	●
Oil-water separator	●	Floating shock absorber seat	●
Air filter	●	Air conditioner	●
Radiator	●	Engine safety start system	●
Alternator	●	Safety belt	●
Auxiliary water tank	●	FOPS/TOPS cab	●
Electronic fuel feed pump	●	FOPS/TOPS canopy	○
Muffler	●	Windscreen washer and wiper	●
Hydraulic system		Working devices	
Hydraulic pilot control rod	●	Left/right rearview mirror	●
Slewing parking brake system	●	Lighter	●
Traveling parking brake system	●	Safety device of front windscreen	○
Dual-speed traveling system	●	300 mm bucket	○
		680 mm bucket	●
Electro-hydraulic proportional handle (left)	○	1,500 mm bucket	○
Boom explosion-proof valve	●	1,600 mm arm	●
Arm explosion-proof valve	●	1,850 mm long rod	○
Dozer blade explosion-proof valve	○	Breaker pipeline	●
Operating mode switching valve	○	Auxiliary pipeline	●
		Mechanical quick change device	○
Light		Track	
Boom light	●	400 mm rubber track	●
Front cab light	●	400 mm steel track	○
Warning light	●		

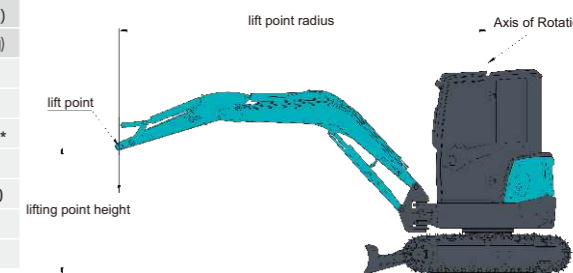
● Standard equipment ○ Optional equipment

SWE60UF Technical Parameters			
Overall dimension (L × W × H)		mm	5500X1980X2550
Dimensions	A	Length to center of rollers	mm 1965
	B	Total track length	mm 2495
	C	Ground clearance of platform	mm 630
	D	Platform tail slewing radius	mm 1050
	E	Chassis width	mm 1960
	F	Track width	mm 400
	G	Chassis clearance from the ground	mm 318
	H	Track height	mm 594
	I	Total length	mm 5498
	J	Cab roof height	mm 2550
	K	Upper-carriage width	mm 1830
Working range	a	Max. cutting height	mm 5615
	b	Max. unloading height	mm 3950
	c	Max. digging depth	mm 3710
	d	Max. vertical digging depth	mm 3050
	e	Max. digging reach	mm 6230
	f	Max. digging reach at ground level	mm 6105
	g	Max. lift height of the dozer blade	mm 455
	h	Max. digging depth of the dozer blade	mm 415
	i	Swing radius (min.)	mm 2640
Machine weight	Dozer blade length × width		mm 1960X340
	with rubber track	kg	5630
	with steel track	kg	5700
	Standard bucket capacity	m ³	0.18
	Digging force (bucket) (ISO)	kN	46.8
	Digging force (arm) (ISO)	kN	31.1
	Maximum traction force	kN	48.9
	Slew angle (boom)	°	R50/L70
	Traveling speed (Max/Min)	km/h	4.07/2.43
	Gradeability	°	35
	Ground pressure	kPa	31.5
	Swing speed	rpm	9.4
Engine	Brand	KUBOTA	
	Model	V2607-DI-TE3B	
	Type	4-cylinder and 4-stroke water cooling	
	Displacement	L	2.615
	Power/speed (gross/net)	kW/rpm	36.5/2000 35/2000
Primary pump	Fuel tank capacity	L	70
	Type	2 variable plunger pumps and 1 gear	
	Displacement	L/min	2x59+42
	Pressure of main relief valve	MPa	2 × 24.5 + 21
	Hydraulic tank capacity	L	70



Load Capacity:

Lift Point Height	Lift Point Radius(MAX)		Lift Point Radius(5.0m)		Lift Point Radius(4.0m)		Lift Point Radius(3.0m)	
	Over-front(kg)	Over-side(kg)	Over-front(kg)	Over-side(kg)	Over-front(kg)	Over-side(kg)	Over-front(kg)	Over-side(kg)
4.0	885.40*	837.50*	—	—	842.30*	861.40*	—	—
3.0	866.20*	581.70	—	—	885.40*	871.00*	—	—
2.0	832.70*	486.80	—	—	981.10*	697.20	1316.10*	1301.70*
1.0	890.20*	449.70	918.90*	474.50	1115.10*	631.20	1703.70*	969.50
0.0	1186.90*	585.80	1196.40*	614.70	1483.60*	750.90	1971.70*	1043.80
-1.0	1172.50*	614.70	—	—	1182.10*	639.50	1617.60*	837.50
-2.0	713.10*	833.40	—	—	713.10*	833.40	1397.40*	915.90



Notes :

1. Load with * is limited by hydraulic capacity and based on ISO 10567. Rated loads do not exceed 87% of hydraulic capacity.
2. Load without * is limited by tipping load and based on ISO 10567. Rated loads do not exceed 75% of tipping capacity.
3. The excavator bucket, hook, sling and other lifting accessories are not included in this table.